



Visit **Mentally
Healthy Schools**
for more resources

PIECE OF THE PUZZLE activity pack

Following lockdown, your pupils and staff may feel like their school community is a bit fragmented.


It is natural, in the circumstances, for some people to feel slightly anxious about returning to school or coping with the changes to school routine.

These activities, along with the accompanying assembly, should support the children to feel a sense of belonging and understand their place in the school, hopefully bringing a renewed feeling of unity and community along with positivity about being back at school.

Following on from the assembly, briefly introduce the premise that the school community is a jigsaw made up of different pieces (the pupils, staff, parents etc). Each piece is unique and fits together to make a whole picture, in the same way that the different people in our school community fit together to make a whole.



Activity 1



Remind each of the children of the unique place of each jigsaw piece in a puzzle and the special piece of each child in the school.

Ask the children to discuss in pairs what makes them unique - what does their partner bring to the school/class/community? Perhaps they might represent the school in council or always help the teacher to tidy up.

Ask the children to feed back. Explain that they will be completing their own jigsaw (using the templates below), each piece showing what they bring to the school.

Younger children may want to just draw and label themselves. Older pupils can decorate each piece of their puzzle to represent their skills or qualities e.g. a badge to show they are a prefect.

If children prefer to draw their own puzzle pieces, they can do so rather than using the templates included below. When complete the jigsaws could make a class display to remind the children of why they are an important part of the school.

Activity 2



Tell the children that there are many things that make us uniquely us; we have different hobbies, talents, families and more that make us the person we are.

Give some examples for yourself, and then ask the children to discuss with a partner.

Using the four or six-part jigsaw template below, the children will draw an icon onto the different puzzle pieces to denote the skills, talents and characteristics that make them the person they are. This could include things like ballet shoes for a dancer, or a smiley face for a cheerful person. The children could show and tell their jigsaws or take them home to share with parents.

Activity 3 – Whole school/class display

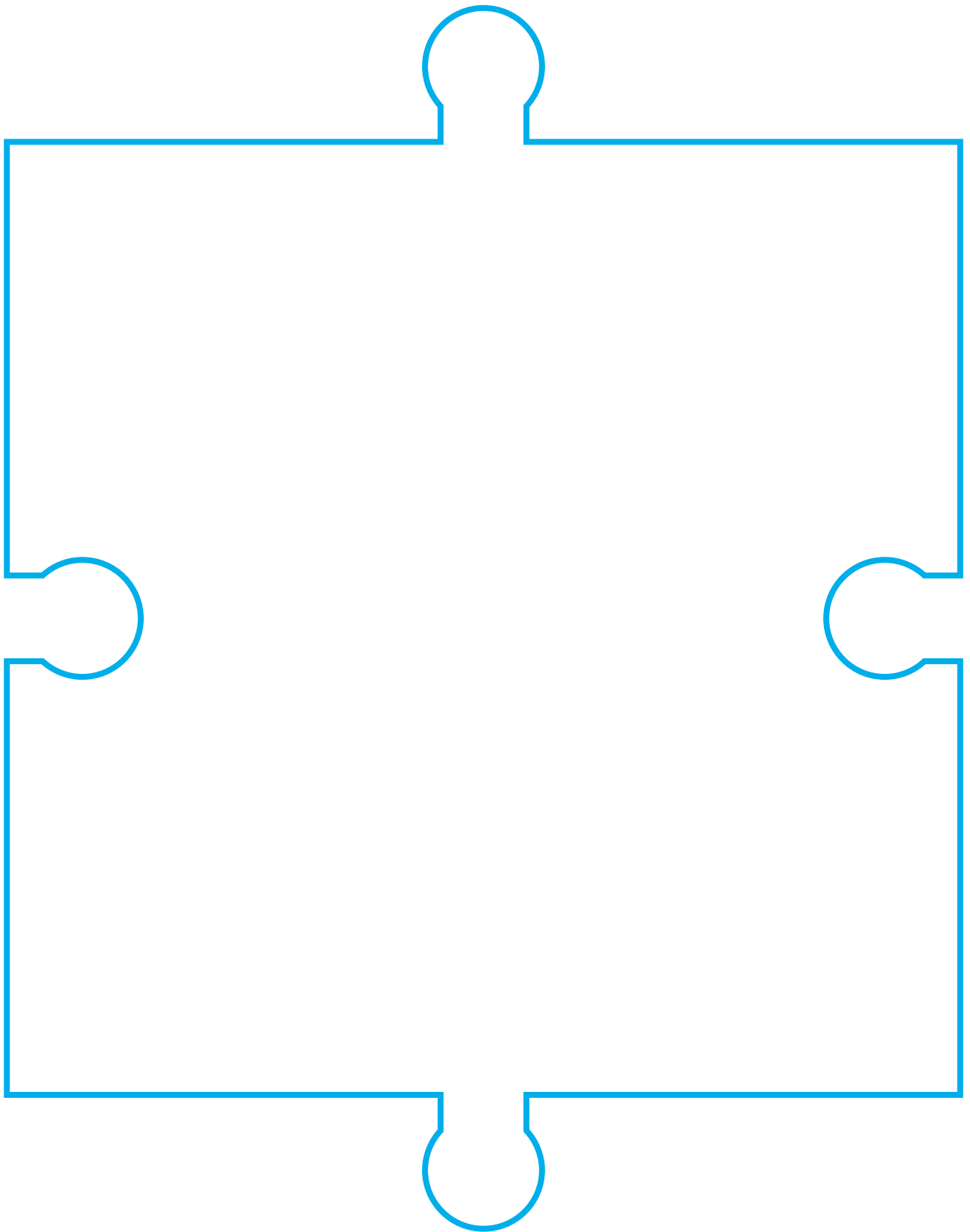
Use the whole page jigsaw template below, or alternatively the school could purchase a blank jigsaw. Each child should be given one piece of the jigsaw to draw themselves on and label with their name.

These will then be displayed as part of a whole school/class display board. Using the large individual jigsaw piece template, each class could then also nominate a special jigsaw piece about someone in the school community to go on the display with a reason why e.g. a parent who has been really helpful in their class.




Piece of the puzzle

Name: _____ Date: _____



Piece of the puzzle

Name: _____ Date: _____



Piece of the puzzle

Name: _____ Date: _____

